



Orleans – The School –



Cambridge Assessment
International Education

Above and Beyond...



HOLIDAYS HOMEWORK

Dear Parents,

Summer time is here again and every summer has its own story. Summer vacation is synonymous with fun, frolic and watching fun-filled shows on television. But dear children, there is a lot more you can do to make your vacation more interesting, meaningful and full of fun.

RISE N SHINE – Do not get up late. Rise at the usual time and go for a walk or play a game that interests you.

PURSUE YOUR HOBBY – Spend some time on a hobby, learn to play a musical instrument, read picture books, do something creative etc.

FUN GAMES – Do not spend time playing video games or using the smart phone, they tend to numb your senses and are a pure mechanical activity. Try playing fun games with your parents/grandparents/siblings like ludo, snakes and ladders etc.

NURTURE THE NATURE – Spend a little time all by yourself admiring nature. Celebrate **WORLD ENVIRONMENT DAY** on June 5 by planting a sapling and see your beautiful green bloom!

BE A CHARITY HERO – Sort out your wardrobe. Discard old and unused clothes. Donate them.

General instructions for holidays homework :

1) The written part should be neatly presented in your own handwriting. Take the help from your parents only when necessary.

2) Remember a well presented 'Holidays Homework' fetches you good grades and appreciation.

ENGLISH

PHONO DRILL : Help your child to recognize the alphabets and their phonetic sounds. The phonetic sounds will help them to read and attempt dictation as well.

YOUTUBE LINK: <https://youtu.be/hq3yfQnllfQ>

Phonic Sounds (A-Z) (a-z)

Alphabet	Phonic Sounds	Vocabulary	Alphabet	Phonic Sounds	Vocabulary
Aa	says ऐ	APPLE	Nn	says न	NEST
Bb	says ब	BALL	Oo	says ओ	OWL
Cc	says क	CAT	Pp	says प	PARROT
Dd	says ड	DOG	Qq	says क्व	QUILT
Ee	says ए	EGG	Rr	says र	ROSE
Ff	says फ	FISH	Ss	says स	SUN
Gg	says ग	GOAT	Tt	says ट	TIGER
Hh	says ह	HORSE	Uu	says अ	URN
Ii	says इ	INKPOT	Vv	says व	VAN
Jj	says ज	JOKER	Ww	says वँ	WATCH
Kk	says क	KITE	Xx	says एक्स	X-MAS TREE
Ll	says ल	LION	Yy	says य	YAK
Mm	says म	MANGO	Zz	says ज़	ZEBRA

© RACHNA SAGAR PVT. LTD.

RHYME TIME : Poems are an excellent medium to learn about manners, habits ,number words and much more. Learn poem from English rhyme book (Two little birds, Clouds, If you're happy , Little boy blue ,I am an airplane) .



- Help your ward to memorize these English rhymes.
- Help your ward to complete the following English holiday homework assignment sheets.
- Make your ward practice capital and small a-z two times in English notebook.

Q1. Read aloud and write the words.

Cap

Jam

Nap

Ham

Lap

Cam

Map

Dam

Gap

Q1. Read aloud and write the words.

Man

Tag

Fan

Bag

Can

Wag

Pan

Lag

Van

Rag

MATH

- Let us revise the traditional games like **Stappoo** (Hopscotch) and **Ludo** to enhance the counting skills.



- Help your ward to complete the following Math assignments in maths notebook.




Q3. Read aloud 1-50.

T	O		T	O		T	O		T	O		T	O	
	1		1	1		2	1		3	1		4	1	
	2		1	2		2	2		3	2		4	2	
	3		1	3		2	3		3	3		4	3	
	4		1	4		2	4		3	4		4	4	
	5		1	5		2	5		3	5		4	5	
	6		1	6		2	6		3	6		4	6	
	7		1	7		2	7		3	7		4	7	
	8		1	8		2	8		3	8		4	8	
	9		1	9		2	9		3	9		4	9	
1	0		2	0		3	0		4	0		5	0	

Q4. Write the missing counting 1-50.

Write in the house the missing numbers.

1__	__4	5__	7__	__10
11__	13__	__16	17__	__20
__22	23__	25__	__28	29__
31__	33__	__36	__38	39__
__42	43__	__46	47__	__50
	Numbers 1-50			

SCIENCE

- **Talk about plants :- “Plants have life”** : They also grow like us. If you cut a tree or break a plant from its roots , it will not grow.



Activity : Growing a Plant – Help the child to sow a seed in a small pot, water it everyday and watch it grow. Mention the dates on which :

- **The child planted the seed :** _____
- **When it started to grow:** _____




- Bring the plant to the class when the school reopens.
- Help your ward to complete the following Science holiday homework assignments sheets.

Q1. Colour the picture and make your school look beautiful.



MY FAMILY TREE



- Match a line from the left to corresponding picture on the right .




TURTLE DIARY



- Colour the pictures you wear and circle the items you drink/eat.

IT IS SUMMER



- Learn to introduce yourself and learn these questions and make them write in their notebook.

Q1: What is your name?

A1: My name is _____.

Q2: How old are you?

A2: I am _____ years old.

Q3: Are you a boy or a girl?

A3: I am a boy or a girl.

Q4: How many eyes and ears do you have?

A4: I have two eyes and two ears.

Q5: How many noses do you have?

A5: I have one nose.

Q6: Name any 5 red coloured things.

A6: Apple, cherry, tomato, strawberry, letter box.

Q7: What is the shape of the wheel?

A7: The shape of the wheel is circle.

HINDI

- अब तक करवाए गए अक्षर – न , म, ल, क, ट


नोट: कृपया इन व्यंजनों को नोटबुक में 5 बार लिखें और इन व्यंजनों से संबंधित तस्वीरें चिपकाएं।

- हिंदी सारिका अभ्यास पुस्तक: इन पृष्ठों को पूरा करें- 3,4,24,49,56.
- दी गई वर्कशीट को पूरा करें।

प्रश्न : चित्र को देखो और व्यंजन लिखो।



Blank handwriting practice lines consisting of a top solid line, a middle dashed line, and a bottom solid line.



Blank handwriting practice lines consisting of a top solid line, a middle dashed line, and a bottom solid line.



Blank handwriting practice lines consisting of a top solid line, a middle dashed line, and a bottom solid line.



Blank handwriting practice lines consisting of a top solid line, a middle dashed line, and a bottom solid line.

ART

Teddy bear toasts :-

Steps to follow :-

- λ Take 2 slices of toasted bread (white/brown).
- λ Then apply peanut butter/chocolate sauce/melted chocolate on the slices.
- λ Parents may assist the children in cutting the banana and chocolate pieces with a blunt knife
- . λ Arrange the banana and chocolate pieces on the slices as shown in the picture.
- λ Your teddy bear toasts are ready to be eaten.
- λ Don't forget to share it with your family.



- We believe in 3R's i.e; Reduce, Reuse and Recycle. Keeping this in mind help your ward to create any one article using waste CDs, plastic bottles, cans etc. You may take ideas from internet/TV show like Art Attack.



Looking forward to meet you all in July....

Happy holidays !!!!
Have a great time!

